

# Steel wire ropes for MINING





# SUMMARY

## **SURFACE MINING SHOVEL ROPES**

- 4** IPH MP8A
- 5** IPH MP8A ULTRA

## **DRAGLINE ROPES**

- 6** IPH GPCL

## **DRAGLINE AND SHOVEL BOOM PENDANT ROPES**

- 7** IPH 161R
- 7** IPH GPC
- 8** **LARGE DIAMETERS**

## **UNDERGROUND MINING FRICTION HOIST ROPES (KOEPE)**

- 9** IPH GPT
- 10** IPH RR35CL

## **BALANCE ROPES**

- 11** IPH RR35 ULTRA

## **12 DRILLING WIRELINE FOR EXPLORATION**

## **13 FITTINGS INSTALLATIONS AND PACKAGING SERVICE**

## **13 HANDLING AND ASSEMBLY OF SHOVEL ROPES**

## **14 INSTITUTIONAL**

LATIN AMERICA'S MOST LEADING EDGE INDUSTRIAL LOGISTICS SYSTEM





## Wire ropes for MINING

The demands of mining equipment, and its particular environment, constitute a unique challenge for wire ropes. All IPH wire ropes for mining meet the main worldwide OEM's requirements.

Our investment in R+D and the technology applied to the production of mining ropes provides a perfect balance between flexibility and strength, which is essential to guarantee an optimum service life, taking into consideration the hard operative conditions that can be found in a mining environment.

IPH products are world class level, complying with international standards, thus providing constructive features suitable to every operation or market segment.

### IPH QUALITY

IPH Quality Management System guarantees full traceability of products and compliance with international manufacturing standards. Quality controls are carried out throughout the whole process, from raw material reception to final product.

#### MANAGEMENT SYSTEM CERTIFICATIONS:

American Petroleum Institute, API Monogram Spec Q1, Spec 9A.  
TÜV Rheinland, ISO 9001:2015.  
Fundação Vanzolini NBR, ISO 9001:2015.

#### WIRE ROPES SPECIFIC CERTIFICATIONS:

##### Marine use

Lloyd's Register plant certification.

##### Elevators

IRAM-INTI and IRAM 840 product certification.

##### General purpose

ABNT NBR and ISO 2408 product certification.

##### Offshore containers lifting slings

DNV 2.7-1 product certification.


##### Wire rope slings

IRAM 5221 Flemish eye product certification.

# SURFACE MINING SHOVEL ROPES

The well-known advantages of mining ropes are enhanced by the thermo-plastic injection process developed and carried out in our own plant using state-of-the-art technology and in accordance with the highest quality standards. The specific characteristics of the polymer used allow getting

maximum benefits from this technology, and it can apply over both the core and the entire rope surface. Thus, IPH is able to supply two lines of ropes for the bucket movement requirements of electric shovels and draglines.



## Advantages and features

- 8-strand compacted construction with steel core with full plastic injected.
- Plastic penetration inside the core minimizes contact tensions between wires and strands.
- Greater bending fatigue, corrosion and abrasion resistance, both inner and outer.
- Higher wear resistance, reducing sheaves and wire rope wear.
- The thermo-plastic technology protects the core from moisture and dust penetration.
- Bright coating with special lubrication, which minimizes friction wear between inner wires and thus increases service life.

## Applications

- Hoist rope for draglines and shovels.
- Crowd and retract ropes for electric shovels.
- Drag rope for draglines.

Diameter		Weight factor	Minimum Breaking Load	
[mm]	[inch]	[kg/m]	[kN]	[t]
57,00	2 1/4	15,40	2340	239
60,00	2 3/8	17,10	2610	266
64,00	2 1/2	19,00	2880	294
67,00	2 5/8	20,90	3190	326
70,00	2 3/4	22,70	3500	357
73,00	2 7/8	25,10	3820	390
76,00	3	27,30	4160	424

Construction: 8x31 WSCO, depending on diameter range. Coating: bright and lubricated. For other rope diameters not specified in this catalogue, please contact IPH.

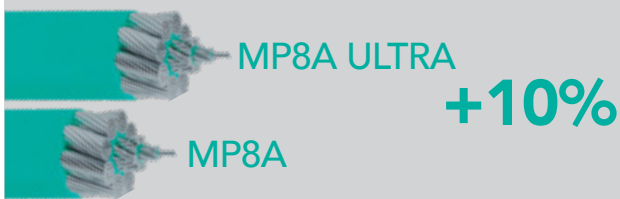


## IPH MP8A ULTRA

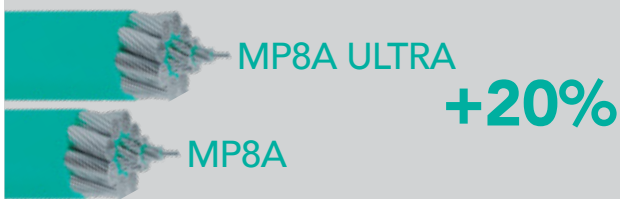
### Advantages and features

- Optimized design.
- Longer service life.
- Increased abrasion wear resistance.
- Greater adherence of steel-plastic interface, which increases resistance to superficial plastic detachment.
- Special design core, which provides extra flexibility and enhances thermo-plastic infiltration.
- Increases equipment availability, minimizing operative costs.

#### BREAKING LOAD



#### BENDING FATIGUE RESISTANCE




Diameter		Weight factor	Minimum Breaking Load	
[mm]	[inch]	[kg/m]	[kN]	[t]
57,00	2 1/4	15,40	2590	264
60,00	2 3/8	17,10	2890	295
64,00	2 1/2	19,00	3190	325
67,00	2 5/8	20,90	3530	360
70,00	2 3/4	22,70	3870	395
73,00	2 7/8	25,10	4230	431
76,00	3	27,30	4600	469

Construction: 8x36 WS or 8x37 Filler, depending on diameter range. Coating: bright and lubricated. For other rope diameters not specified in this catalogue, please contact IPH.



# DRAGLINE ROPES



6-strand compacted ropes with injected plastic steel core, recommended for hoist and drag position as well as dump ropes. They are extra high resistant due to strand compacting and plastic covering injected on the steel core.

## Advantages and features


- 6x36 WS construction, with compacted strands and thermo-plastic cushion steel core.
- The thermo-plastic technology protects the core from moisture penetration and keeps a proper lubrication inside of it, minimizing internal corrosion.
- Lower abrasion wear, both on the sheaves and on the rope itself.
- Bright wires finishing and lubricated.

## Applications



- Hoist and dragline ropes.
- Dump ropes.

Diameter		Weight factor	Minimum Breaking Load	
[mm]	[inch]	[kg/m]	[kN]	[t]
45,00	1 3/4	9,30	1620	165
48,00	1 7/8	10,70	1860	190
51,00	2	12,10	2120	216
54,00	2 1/8	13,70	2390	244
57,00	2 1/4	15,40	2680	273
60,00	2 3/8	17,10	2990	305
64,00	2 1/2	19,00	3310	338
67,00	2 5/8	20,90	3650	372
70,00	2 3/4	22,70	4020	410
73,00	2 7/8	25,10	4380	447
76,00	3	27,30	4770	487

Construction: 6x36 WSCO, depending on diameter range. Coating: bright and lubricated. For other rope diameters not specified in this catalogue, please contact IPH.



# DRAGLINE AND SHOVEL BOOM PENDANT ROPES



## IPH 161R

Diameter		Weight factor	Minimum Breaking Load	
[mm]	[inch]	[kg/m]	[kN]	[t]
25,40	1	3,10	543	55
28,60	1 1/8	4,00	694	71
31,80	1 1/4	4,90	854	87
34,90	1 3/8	5,90	1030	105
38,10	1 1/2	7,00	1230	126
41,30	1 5/8	8,30	1440	147


Construction: 1x37 to 1x61, depending on the diameter. Ref. Standard: ASTM A586. Coating: class A heavy zinc coating according to ASTM A586. Breaking Load: according to ASTM A586. For other rope diameters not specified in this catalogue, please contact IPH.

## IPH GPC

Diameter		Weight factor	Minimum Breaking Load	
[mm]	[inch]	[kg/m]	[kN]	[t]
38,00	1 1/2	6,40	1140	116
41,00	1 5/8	7,50	1340	137
45,00	1 3/4	8,70	1550	158
51,00	2	11,30	2020	206
57,00	2 1/4	14,30	2560	261
64,00	2 1/2	17,70	3160	322
70,00	2 3/4	21,40	3830	391
76,00	3	25,40	4560	465

Construction: 6x36 WSCO, depending on diameter range. Coating: type B drawing galvanized according to ISO 2232, fully lubricated. For other rope diameters not specified in this catalogue, please contact IPH.

# LARGE DIAMETERS



## Advantages and features

- 6-strand ropes developed for special uses of large size.
- They are designed with specific constructions to meet every requirement.
- Fully lubricated on manufacturing process in order to reduce friction wear.

Diameter		Weight factor	Minimum Breaking Load		
[mm]	[inch]	[kg/m]	[kN]	[t]	
50,80	2	11,00	1760	180	
54,00	2 1/8	12,40	1970	201	
57,20	2 1/4	13,90	2200	224	
60,30	2 3/8	15,50	2440	249	
63,50	2 1/2	17,30	2950	301	
69,90	2 3/4	20,80	3530	360	
76,20	3	24,70	4160	424	
82,60	3 1/4	29,00	4830	493	
85,70	3 3/8	31,30	5180	529	
88,90	3 1/2	33,80	5520	563	
102,00	4	44,00	6340	647	

Construction: 6x36, 6x41, 6x61 or 6x69 WS depending on diameter range and grade.

Coating: galvanized according to API 9A / ISO 10425.

For other rope diameters not specified in this catalogue, please contact IPH.





# UNDERGROUND MINING FRICTION HOIST ROPES (KOEPE)



## Advantages and features


- Higher breaking load due to compacted strands that increase cross metallic section.
- Higher wear resistance, reducing sheaves and wire rope wear.
- Lower diameter reduction under tension.
- Increase of sheaves contact surface.
- Higher structural dynamic stability.
- Reduced internal friction due to plastic coating.
- Better load distribution and improvement of bending fatigue resistance.

### Minimum Breaking Load

Diameter	Weight factor	Grade 1960 N/mm <sup>2</sup>		Grade 2160 N/mm <sup>2</sup>	
		[mm]	[kg/m]	[kN]	[t]
20.00	1.83	351	35.8	385	39.3
21.00	2.02	380	38.8	417	42.5
22.00	2.22	417	42.5	457	46.6
23.00	2.43	455	46.4	500	51.0
24.00	2.64	496	50.6	544	55.5
25.00	2.87	538	54.9	590	60.2
26.00	3.10	582	59.4	639	65.1
27.00	3.34	628	64.1	689	70.2
28.00	3.60	675	68.9	741	75.5
29.00	3.86	721	73.5	794	81.0
30.00	4.13	775	79.1	851	86.8
31.00	4.41	815	83.1	895	91.3
32.00	4.70	869	88.6	953	97.2
33.00	4.99	924	94.2	1010	103
34.00	5.30	981	100	1080	110
35.00	5.62	1040	106	1140	116
36.00	5.94	1100	112	1210	123
37.00	6.28	1160	118	1280	131
38.00	6.62	1230	125	1340	137
39.00	6.98	1289	131	1420	145
40.00	7.34	1360	139	1490	152
42.00	8.09	1490	152	1640	167
44.00	8.88	1640	167	1810	185
46.00	9.50	1650	168	1850	189
48.00	10.00	1870	191	2060	210
50.00	11.50	2120	216	2320	237
52.00	12.40	2260	231	2480	253
54.00	13.40	2440	249	2670	272
56.00	14.40	2620	267	2870	293
58.00	15.50	2810	287	3080	314
60.00	16.50	3010	307	3300	337

Construction: 8x31 or 8x36 WSCO depending on diameter. range Coating: bright or galvanized, fully lubricated. For other rope diameters not specified in this catalogue, please contact IPH.

# FRICTION HOIST ROPES (KOEPE)



## Advantages and features

- Excellent resistance properties against rotation.
- Compact surface that provides great resistance to abrasion and lower sheave wear.
- Higher breaking load due to increase of metallic cross section thanks to the compacting process.
- Special design and Lang lay provide a great resistance to bending fatigue.
- Excellent properties for bearing compression loads in multilayer drums.
- Fully lubricated to achieve high protection against friction and corrosion, combined with galvanized coating.

### Minimum Breaking Load


Diameter	Weight factor	Grade 2160 N/mm <sup>2</sup>	
		[kN]	[t]
19,00	1,78	362	36,9
20,00	1,98	399	40,7
21,00	2,18	438	44,7
22,00	2,39	482	49,1
23,00	2,61	527	53,7
24,00	2,85	573	58,4
25,00	3,34	622	63,4
26,00	3,87	673	68,6
28,00	4,45	781	79,6
30,00	5,06	895	91,3
32,00	5,71	1010	103
34,00	6,40	1150	117
36,00	7,13	1280	131
38,00	7,91	1430	146
40,00	8,72	1580	161
42,00	9,57	1750	178
44,00	10,46	1910	195
48,00	11,39	2280	232
50,00	12,36	2470	252
52,00	13,37	2540	259
54,00	14,42	2740	279
56,00	15,50	2950	301
58,00	16,63	3160	322
60,00	17,80	3390	346
64,00	20,25	3850	393

Construction: 35x7 CO or 35x19 CO, depending on diameter range.

Coating: galvanized (bright on request), fully lubricated. Standard Lay: Lang.

For other rope diameters not specified in this catalogue, please contact IPH.

# BALANCE ROPES



**IPH RR35 ULTRA**

## Advantages and features

- Excellent resistance properties against rotation.
- Fully coated and filled with a solid polymer.
- Excellent balance between flexibility and resistance.
- Plastic penetration up to the core minimizes contact tensions between wires and strands.
- Greater adherence of steel-plastic interface, which increases resistance to superficial plastic detachment.
- Reduced wear on sheaves and drums thanks to its plastic coating.

### Minimum Breaking Load

Diameter	Weight factor	Grade 2160 N/mm <sup>2</sup>	
		[kN]	[t]
[mm]	[kg/m]		
19,00	1,78	362	36,9
20,00	1,98	399	40,7
21,00	2,18	438	44,7
22,00	2,39	482	49,1
23,00	2,61	527	53,7
24,00	2,85	573	58,4
25,00	3,34	622	63,4
26,00	3,87	673	68,6
28,00	4,45	781	79,6
30,00	5,06	895	91,3
32,00	5,71	1010	103
34,00	6,40	1150	117
36,00	7,13	1280	131
38,00	7,91	1430	146
40,00	8,72	1580	161
42,00	9,57	1750	178
44,00	10,46	1910	195
48,00	11,39	2280	232
50,00	12,36	2470	252
52,00	13,37	2540	259
54,00	14,42	2740	279
56,00	15,50	2950	301
58,00	16,63	3160	322
60,00	17,80	3390	346
64,00	20,25	3850	393

Construction: 35x7 CO or 35x19 CO, depending on diameter range.


Coating: galvanized (bright on request), fully lubricated. Standard Lay: Lang.

For other rope diameters not specified in this catalogue, please contact IPH.



# DRILLING WIRELINE FOR EXPLORATION

Bright 3x7 ultra-compact rope developed for diamond drilling operations. It is used for applications in the oil and mining industries as a picker rope (sample extraction), also known as "wire line".



## Advantages and features

- Higher breaking load.
- High process compacting.
- Longer service life.
- Rotation resistant.
- Low tendency to knots forming and permanent deformations.
- Easy to anchor by using 5mm sleeves, supplied by IPH.

## TECHNICAL DETAILS

Ref. Standard	ISO 2408
Construction	3x7 CO
Nominal diameter	5.00 mm
Diameter tolerance	5.00/5.35 mm
Lay direction	Right regular lay
Lubrication	Moderated
Rope factor	0.1130 kg/m
Coating	Bright
Wire Rope Grade	2160 N/mm <sup>2</sup>

For other rope diameters not specified in this catalogue, please contact IPH.



Courtesy: Atlas Copco

# FITTING INSTALLATIONS AND PACKAGING SERVICE

All mining ropes are supplied in accordance with the most demanding needs and requirements of every customer. For instance,


- Wooden or metallic reels.
- One or both ends outside.
- Twin ropes sets.
- Specific tolerance length ropes by measuring tape and under load.
- Welded and tapered ends.
- Becket loop, welded or pressed for their installation.
- Swage button terminations.
- Spelter sockets.

Please, contact IPH to customize your rope exactly according to your mining equipment features.

## HANDLING AND ASSEMBLY OF SHOVEL ROPES

### ⚠ WARNINGS

#### HANDLING



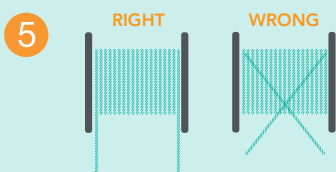
Lift the reel from its hoisting slings

#### INSTALLATION



Hook both ends with the installation shovel ropes

Cut the lashing cord that holds the rope on the reel



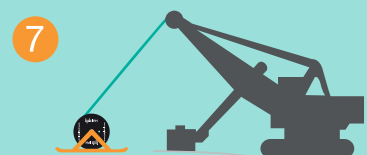
If ends are crossed, as a consequence the rope will suffer irreparable damage

#### CAUTIONS

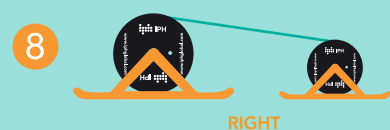
The rope must be uncoiled from the upper part of the reel and go into through the top of the shovel winch.



Use an easel to install the rope



Correct direction of rope installation on the shovel



RIGHT



WRONG

# LATIN AMERICA'S MOST LEADING EDGE INDUSTRIAL LOGISTICS SYSTEM

Founded in 1949 in Buenos Aires, Argentina, IPH has become one of the major players in the manufacturing of steel wire ropes in Latin America, placing itself into a position of leadership through the specialization in achieving solutions for the highest demands in the market.

Since its beginnings, IPH developed a business model based on innovation and high technology investment. Its high quality and customer service standards allow the company to be present among the most competitive markets in the five continents.

Located in Buenos Aires, Argentina, it's plant features 45,000 covered square meters and its production capacity reaches up to 1,500 tons per month. It combines cutting edge technology, highly skilled human resources and a quality management system complying with the leading international standards.

IPH's vertically integrated production process planning involves all steel wire rope's components, from its own manufacture of wires, fiber and steel cores for its ropes to wooden or steel reels and packaging according to customers specifications. This Integration Model is key to the design optimization, productive versatility and sustainability and quality assurance of finished products.

In its two modern Service Centers located in Buenos Aires - Argentina and São Paulo - Brazil, IPH keeps the widest stock of finished goods and facilities featuring state-of-the-art equipment and processes to provide with an excellent customer service and after sale support. IPH carries out multiple purpose steel wire ropes slings manufacturing, cut to length, polyester slings manufacturing, finished product conditioning, lab tests and certification, supplying the market with the most integral proposal on load lifting and handling solutions.

The factory, combined with the two sales and service centers, confers to IPH a highly efficient operation configuring the most modern industrial and logistic system in Latin America.





San Miguel Plant  
Buenos Aires, Argentina.



Itapevi Service Center  
São Paulo, Brazil.



Bella Vista Service Center  
Buenos Aires, Argentina.





### **HEADQUARTERS**

Av. Arturo Illia 4001  
B1663HRI – San Miguel  
Buenos Aires – Argentina  
T: (54.11) 4469-8100  
F: (54.11) 4469-8101  
sales@iphglobal.com  
info@iphglobal.com

### **BRASILIAN BRANCH**

Avenida Nova São Paulo 110 – Itaquí  
CEP 06696-100 – Itapeví – SP – Brasil  
T/F: (55.11) 4774-7000  
comercial@iphglobal.com  
iph@iphglobal.com

[www.iphglobal.com](http://www.iphglobal.com)

## **IPH. EVOLUTION AS AN ATTITUDE**

The information displayed in this brochure is updated at the moment of being released. IPH and the manufacturers depicted have the right to modify and adapt its content and specifications as they please without this having any liability. All pictures shown are for illustration purpose only and merely indicative and they may vary due to changes and modifications without previous notice. The entire content of this publication is exclusive property of IPH.

©Copyright (2018) IPH SAICF.  
All rights reserved.